


M Metrix

TYPE **ME**


Wall Mounting Metal Enclosures

IP - 54 (BS 5490, DIN 40050 and IEC 529)



37 - STANDARD MODULES

Type "ME" Wall Mounting Metal Enclosures are designed and tested to **IP - 54** (BS 5490, DIN 40050 and IEC 529)



- ① The enclosures are manufactured from heavy gauge galvanized sheet steel finished with stoved, textured light grey polyester - epoxy powder coating
- ② 4 external wall mounting brackets, suitable for both Horizontal or vertical mounting
- ③ Doors are fitted with easily detachable concealed hinges, permitting more than 110° opening
- ④ Standard door locks are operated by plastic T- shape handles
- ⑤ Hinged door sealed with neoprene rubber gaskets
- ⑥ 2 earthing studs M6 with nuts (Earthing leads are available as an extra)
- ⑦ Zine plated sheet steel mounting plate with earth terminal and mounting holes
- ⑧ Flange plate with sealing rubber gasket

Options are available upon request


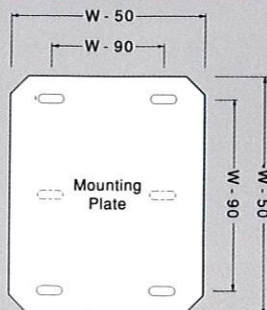
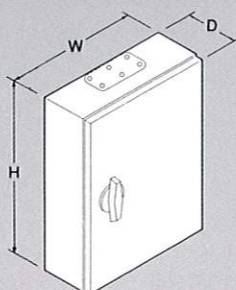
- Stainless steel enclosures
- Higher degree of protection, e.i. IP-55 and IP-65
- Other modular sizes
- Other colours, electric orange or RAL 7032
- Safety cylinder locks or castell locks

Type "ME" Wall Mounting Metal Enclosures

IP - 54

(BS 5490, DIN 40050 and IEC 529)

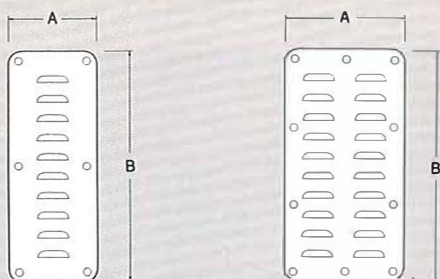
Dimensions (mm)			Type No.	No. of Locks	No. of Hinges	No. of Wall Brackets	Approx. Weight (Kg.)
Width W	Height H	Depth D					
200	250	140	ME - 20 x 25 x 14	1	2	4	3.4
250	300	140	ME - 25 x 30 x 14	1	2	4	4.5
		200	ME - 25 x 30 x 20	1	2	4	5.2
300	300	140	ME - 30 x 30 x 14	1	2	4	5.2
		200	ME - 30 x 30 x 20	1	2	4	5.9
300	400	140	ME - 30 x 40 x 14	1	2	4	6.4
		200	ME - 30 x 40 x 20	1	2	4	7.3
400	500	140	ME - 40 x 50 x 14	2	2	4	9.6
		200	ME - 40 x 50 x 20	2	2	4	10.7
		260	ME - 40 x 50 x 26	2	2	4	11.8
400	600	140	ME - 40 x 60 x 14	2	2	4	13.9
		200	ME - 40 x 60 x 20	2	2	4	15.8
		260	ME - 40 x 60 x 26	2	2	4	16.8
500	600	140	ME - 50 x 60 x 14	2	2	4	16.7
		200	ME - 50 x 60 x 20	2	2	4	18.3
		260	ME - 50 x 60 x 26	2	2	4	19.9
		320	ME - 50 x 60 x 32	2	2	4	21.5
500	700	140	ME - 50 x 70 x 14	2	2	4	19.1
		200	ME - 50 x 70 x 20	2	2	4	20.8
		260	ME - 50 x 70 x 26	2	2	4	22.6
		320	ME - 50 x 70 x 32	2	2	4	24.4
600	800	200	ME - 60 x 80 x 20	2	3	4	27.2
		260	ME - 60 x 80 x 26	2	3	4	29.3
		320	ME - 60 x 80 x 32	2	3	4	31.3
		380	ME - 60 x 80 x 38	2	3	4	33.4
600	1000	260	ME - 60 x 100 x 26	2	3	6	35.6
		320	ME - 60 x 100 x 32	2	3	6	38.0
		380	ME - 60 x 100 x 38	2	3	6	40.3
		450	ME - 60 x 100 x 45	2	3	6	43.1
800	1000	260	ME - 80 x 100 x 26	2	3	6	45.1
		320	ME - 80 x 100 x 32	2	3	6	47.7
		380	ME - 80 x 100 x 38	2	3	6	50.4
		450	ME - 80 x 100 x 45	2	3	6	53.5
800	1200	260	ME - 80 x 120 x 26	3	3	6	52.9
		320	ME - 80 x 120 x 32	3	3	6	55.9
		380	ME - 80 x 120 x 38	3	3	6	58.8
		450	ME - 80 x 120 x 45	3	3	6	62.3




* A mounting plate is delivered with each metal enclosure.

OPTIONS AND ACCESSORIES

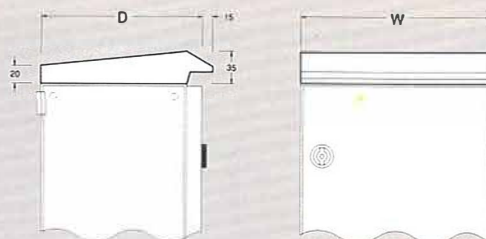
LOUVRE PLATES



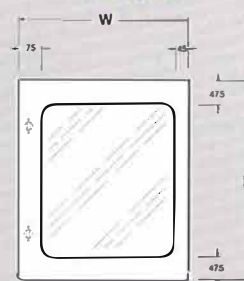
Type No.	A	B
LP - 1	65	120
LP - 2	95	150
LP - 3	190	200
LP - 4	250	300



CANOPIES




TRANSPARENT DOORS



TOUCH UP PAINT

Type No. TUP - RAL 7032
Type No. TUP - 3 I grey




STANDARD DOOR LOCK

Type No. DL-T

WALL MOUNTING BRACKETS

(4 pcs. per set)



Type No. WMB-01

EARTHING LEADS



Type No.	Length (in mm)	Conductor (in mm ²)
EL-160/2.5	160	2.5
EL-160/4	160	4
EL-200/6	200	6
EL-225/10	225	10

美捷工程有限公司

香港 九龍 九龍灣宏光道四號
豐隆工業中心一字樓102-107室
香港電話: (852) 2811 8876 傳真: (852) 2811 9076
電郵: metrix@metrix.com.hk
www.metrix.com.hk



Metrix Engineering Co., Ltd.

Unit 102-107, 1/F., Hong Leong Industrial Complex,
4 Wang Kwong Road, Kowloon Bay, Kowloon, HK.
Tel : (852) 2811 8876 Fax : (852) 2811 9076
E-mail : metrix@metrix.com.hk
www.metrix.com.hk

Specifications and product design are subject to change without notice for further improvement.