




LIK HUNG
METAL MANUFACTURING LTD.

力雄金屬製品有限公司

2021 CATALOGUE

U Channel &
Accessories

U型槽骨架
U槽配件



contents 目錄

company milestones	公司里程碑	2
project selection	工程項目例子	3
u channel	U 型槽骨架	4-5
combination channels	組合型槽骨架	6
fittings and accs.	U 槽配件	7-11
installation example	安裝例子	12
spring nut	彈弓絲母	13
threaded rod and accs.	絲干及配件	14
hex nut, flat washer, screws, end cap	六角絲母, 平介, 螺絲, 尾口	15
load data	負荷數據	16-17

1960

Company founders enter the industry

公司創辦人進軍五金行業

1991

LH is appointed one of the major suppliers to HK government agencies

力雄被列入政府指定供應商之一

2001

LH is awarded ISO 9001 for quality management system

力雄首獲ISO 9001質量管理標準

2015

Hong Kong warehouse moved to Kwai Chung, tripling Hong Kong storage area (~1200sqm)

香港倉搬遷到葵涌, 大大擴充庫存空間

2018

LH is awarded "Caring Company" status, for investment in people, environment, community.

力雄首獲"商界展關懷"公司殊榮

1985

"Lik Hung" brand of cable containment products launched

"力雄牌"線槽疏茜面世

1992

Dongguan factory site established (~6000 sqm)

生產移師東莞工廠

2007

Phase 2 expansion of Dongguan factory site (+~9000sqm)

東莞工廠擴建 9000sqm, 加大生產規模

2017

Phase 3 expansion of Dongguan factory site to increase assembly area (+~1100sqm)

工廠第3期擴展, 增加組裝空間

2018/19

LH is awarded their first patents and design award for new floor service box


力雄新款地台箱榮獲公司第一批專利和獎項

*Care. Commitment. Expertise
for over half a century*

盡心，承諾，專業 超過半世紀



Airport East Hall Extension P581
2020 -



GZ - SZ - HK Express Link West Kowloon Terminus 810A, MCIQ, 2016 - 18



Tuen Mun - Chek Lap Kok Link
2016 - 18



New World Centre H2 K11 Musea
2016 - 17

Hong Kong 香港



T-Park, Tuen Mun Sludge Treatment
2012 - 13



Studio City Phase 2
2020 -

Macau 澳門



Islands Hospital Complex
2020 -



Galaxy Hotel Phase 1,2,3c
2013 - 19



Lisboa Palace
2015 - 18



Wynn Palace Phase 1-5
2006 - 2015

Other references can be found on www.likhung.hk 更多項目可到公司網站瀏覽

U Channel U 型槽骨架

MATERIAL

Galvanised Steel Sheet
Mild Steel
Stainless Steel Sheet SS304 (S),
SS316 (X) - complying with ASTM A240

原料

鍍鋅鋼板
鋼板
不銹鋼板 SS304 (S),
SS316 (X) - 符合標準 ASTM A240

STANDARDS

BS 6946

規格標準

BS 6946

LENGTH

Standard length of 3m / 6m,
Other lengths available on request

長度

標準 3m / 6m,
其他長度可按照客需要

THICKNESS

1.5mm (Galvanised steel),
2.0mm, 2.5mm

厚度

1.5mm (鍍鋅鋼板),
2.0mm, 2.5mm

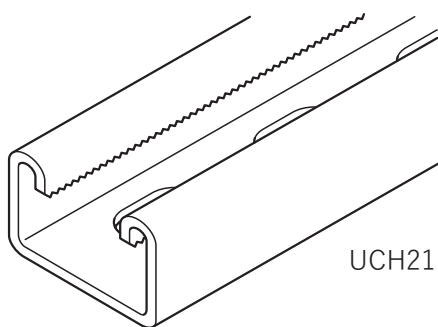
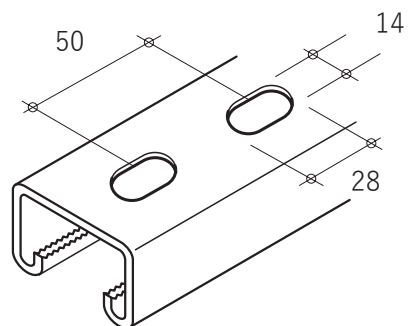
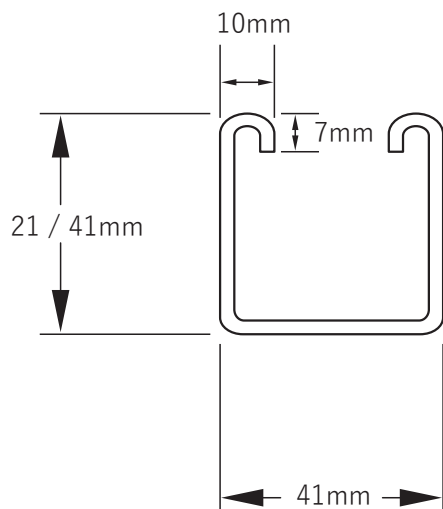
FINISHES

Hot Dip Galvanized to
BS729, ISO1460, 1461
Coloured Epoxy Powder Coating /
High Grade Outdoor Powder

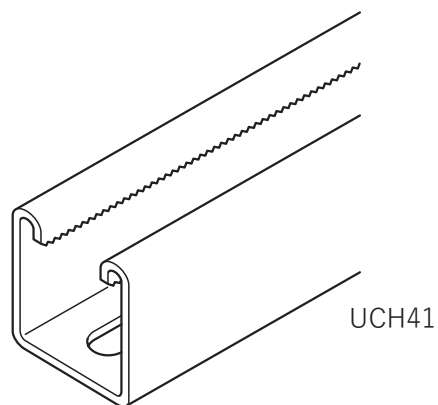
表面處理

熱浸鋅符合標準
BS729, ISO1460, 1461
顏色聚脂油粉 /
高級戶外粉

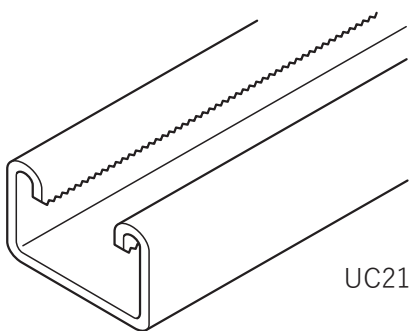
U Channel U 型槽骨架



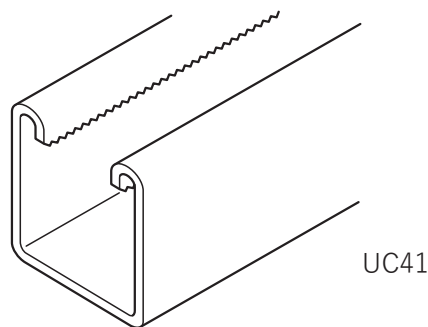
UCH21



UCH41



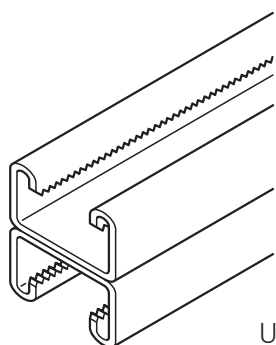
UC21



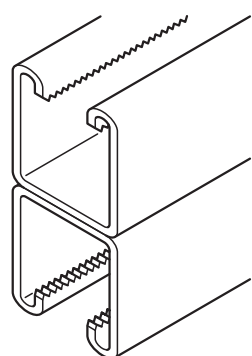
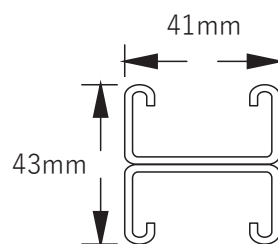
UC41

Size 尺寸	Slotted 開孔	Weight kg / m 重量	Model number 型號
21 x 41mm	14 x 28mm at 50mm centres	1.76	UCH21
41 x 41mm	14 x 28mm at 50mm centres	2.73	UCH41
21 x 41mm	/	1.91	UC21
41 x 41mm	/	2.88	UC41

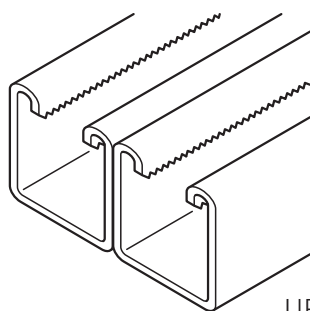
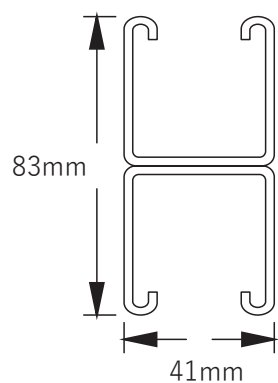
Combination Channels 組合型槽骨架



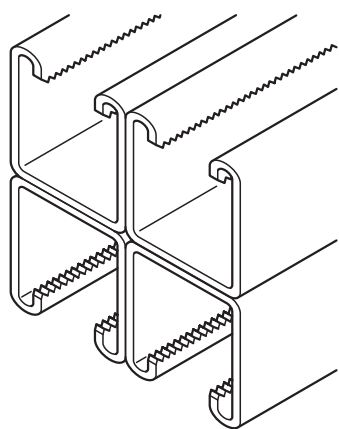
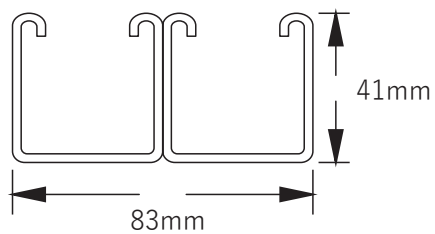
US2121



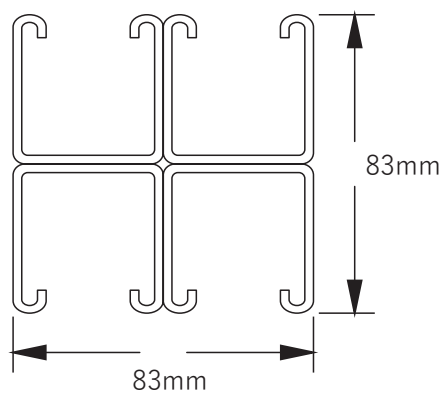
US4141



UP4141



USP4141



Custom combinations can be produced under client request
特款組合可應客需求訂造

Fittings and Accessories U槽配件

MATERIAL

Steel plates, strip or coil
Stainless Steel Sheet SS304 (S),
SS316 (X)

原料

鋼板, 鋼條, 鋼卷
不銹鋼板 SS304 (S),
SS316 (X)

THICKNESS

6mm, or 3mm on request

厚度

6mm, 或可要求3mm

FINISHES

Hot Dip Galvanized to
BS729, ISO1460, 1461
Coloured Epoxy Powder Coating /
High Grade Outdoor Powder

表面處理

熱浸鋅符合標準
BS729, ISO1460, 1461
顏色聚脂油粉 /
高級戶外粉

Other finishes can be offered on request

其他表面處理也可以按照要求製造

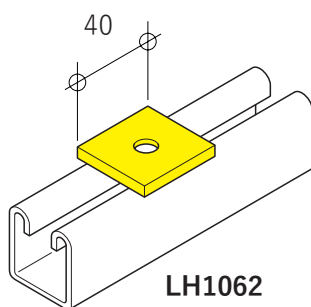
HOLE SIZE

14mm diameter
Other diameters available on request

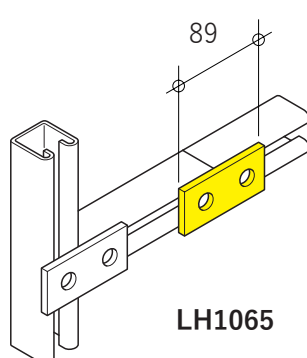
標準面孔直徑

14mm 直徑
其他直徑可按照客需要

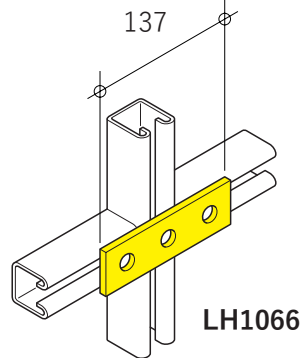
Fittings and Accessories U槽配件



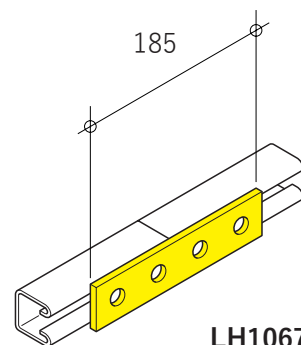
LH1062
LH1063
LH1064



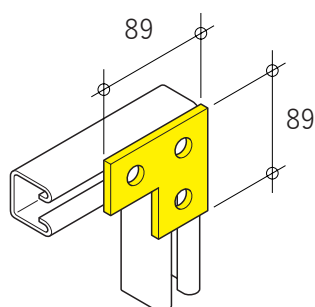
LH1065



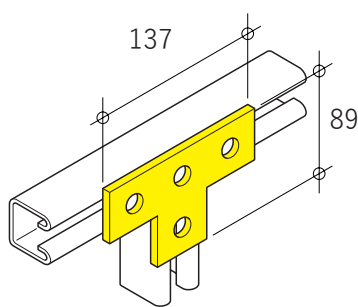
LH1066



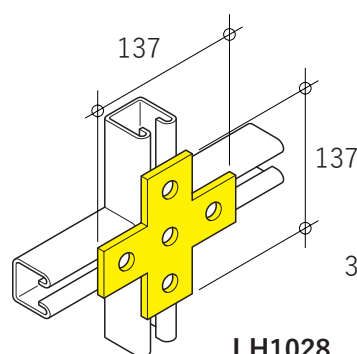
LH1067



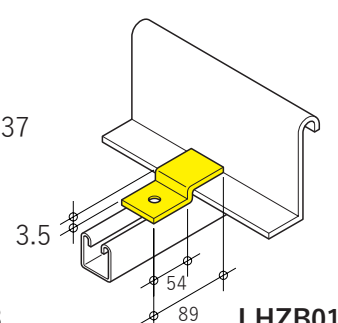
LH1036



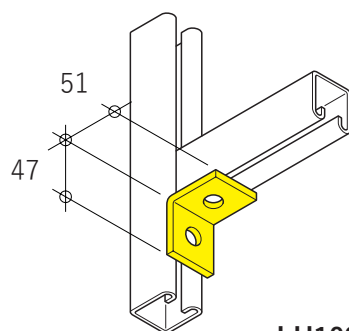
LH1031



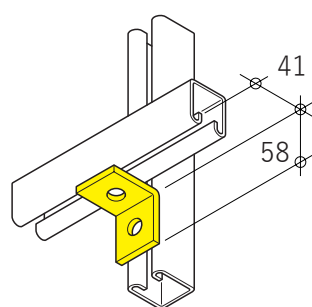
LH1028



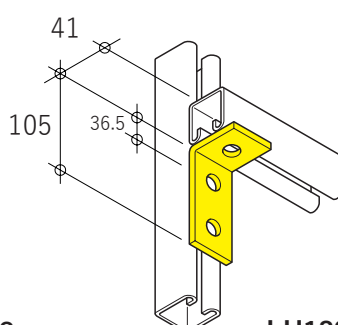
LHZB01



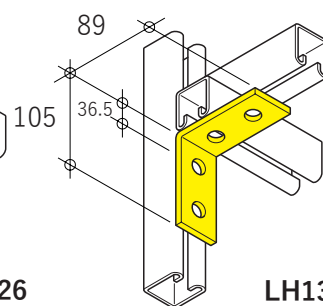
LH1026



LH1068



LH1326



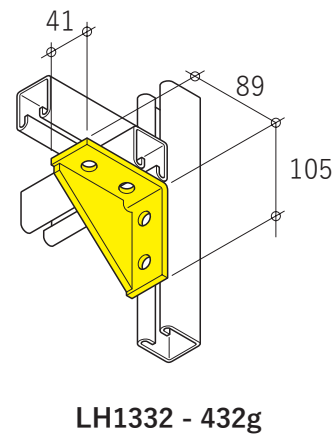
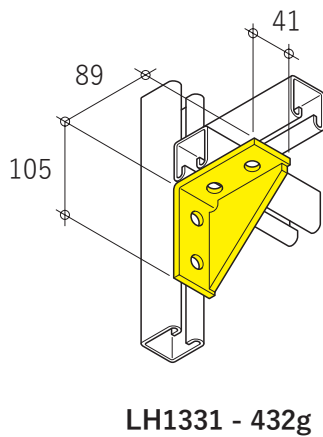
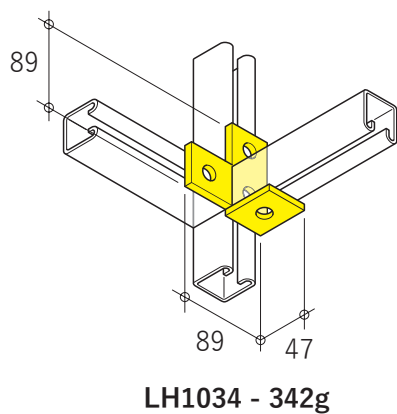
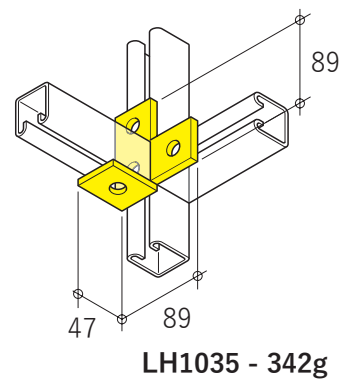
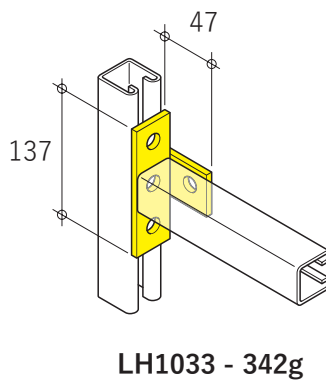
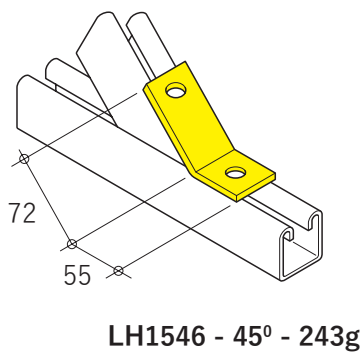
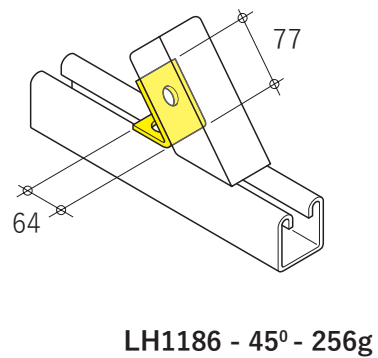
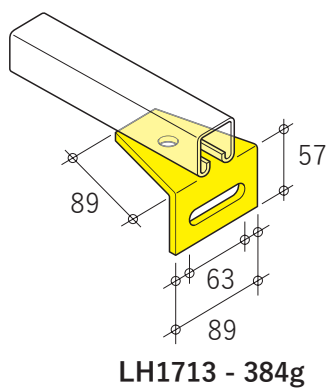
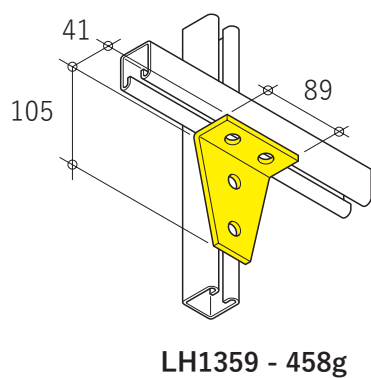
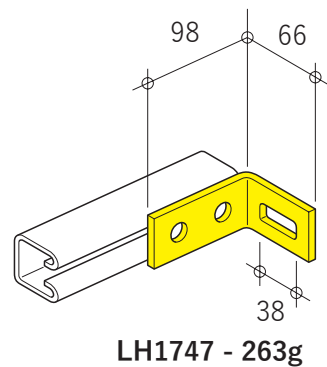
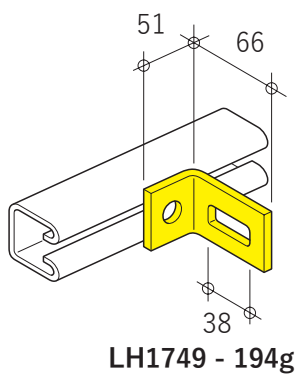
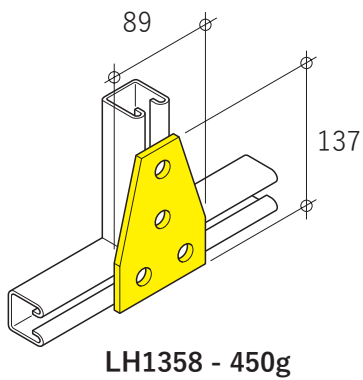
LH1325

Model 型號	Weight (g) 重量	Hole Diameter 孔直徑
LH1062	73	9mm / M8
LH1063	72	11mm / M10
LH1064	69	14mm / M12
LH1065	157	14mm
LH1066	243	14mm
LH1067	330	14mm
LH1036	250	14mm

Model 型號	Weight (g) 重量	Hole Diameter 孔直徑
LH1031	339	14mm
LH1028	425	14mm
LHZB01	160	14mm
LH1026	157	14mm
LH1068	159	14mm
LH1326	242	14mm
LH1325	327	14mm

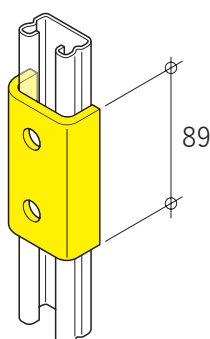
Fittings and Accessories U槽配件

Model Number and Product Weight 型號和配件重量

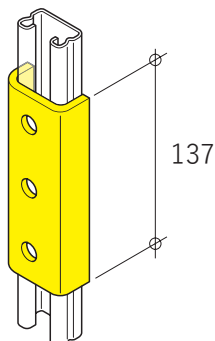


Fittings and Accessories U槽配件

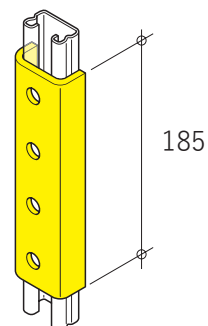
Model Number and Product Weight 型號和配件重量



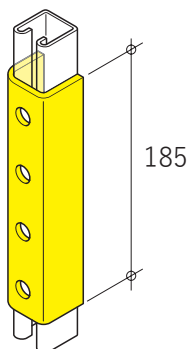
LH4376 - 358g



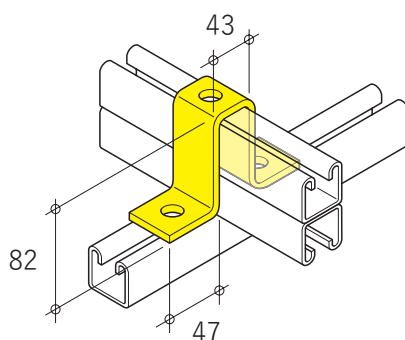
LH4376A - 558g



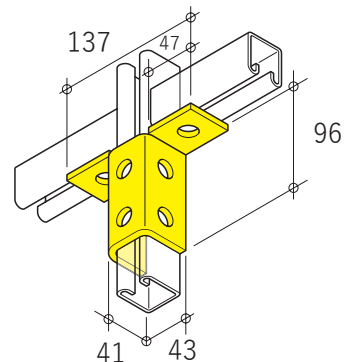
LH4377 - 760g



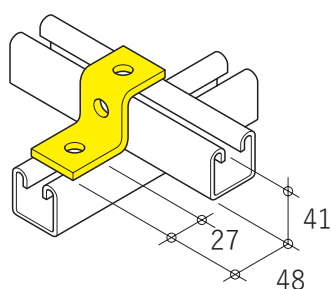
LH1377 - 1109g



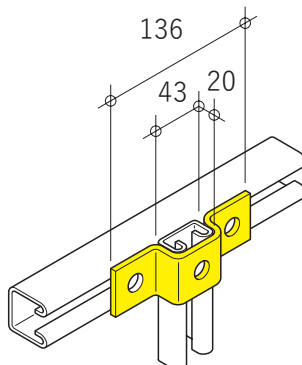
LH1737 - 530g



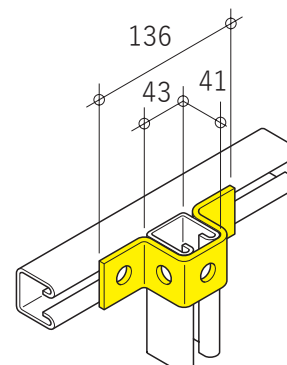
LH2346 - 726g



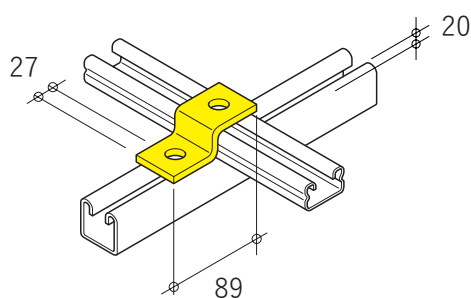
LH1045 - 212g



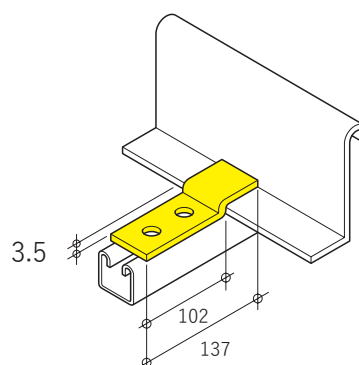
LH4047 - 284g



LH1047 - 358g



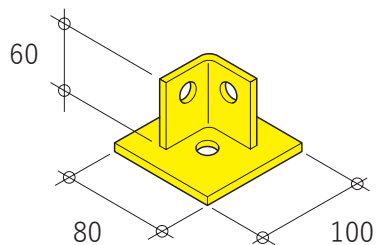
LH4045 - 180g



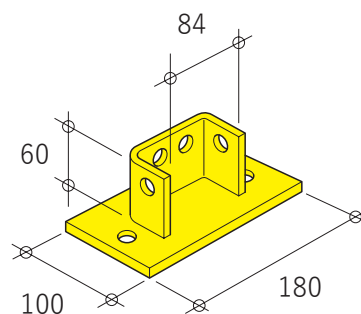
LHZB04 - 251g

Fittings and Accessories U槽配件

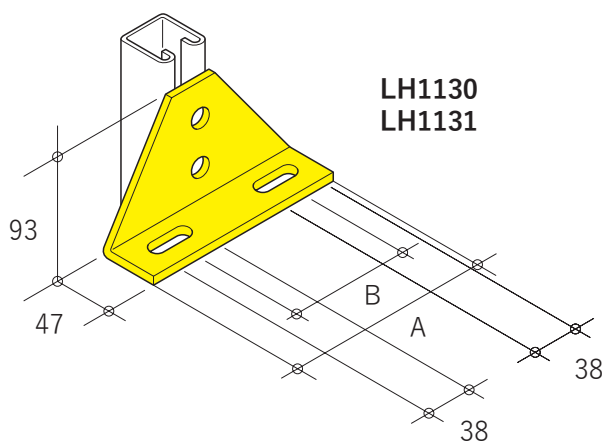
Model Number and Product Weight 型號和配件重量



LH2072 / S1 - 568g

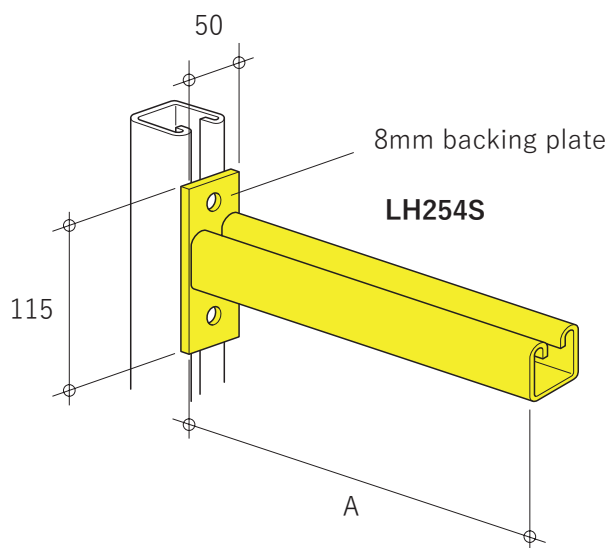


LH2073 / A - 1927g



**LH1130
LH1131**

Model 型號	A (mm)	B (mm)	Weight (g) 重量
LH1130	168	102	760
LH1131	219	152	976



LH254S

LH254S Length 長度 A	Weight (g) 重量	Uniformly distributed load 均勻分布荷載 (kg)
150	914	477
200	1050	358
250	1186	286
350	1457	204
450	1728	159
550	1999	130
600	2135	119
650	2270	110

Custom sizes can be produced under client request
特款尺寸可應客需求訂造

Installation Example 安裝例子

Threaded Rod 絲干 (Pg. 14)

Hex Nut 六角絲母 (Pg. 15)

Flat Washer 平介 (Pg. 15)

Square Washer
方介 (Pg. 8)

Spring Nut
彈弓絲母
(Pg. 13)

End Cap
尾口
(Pg. 15)

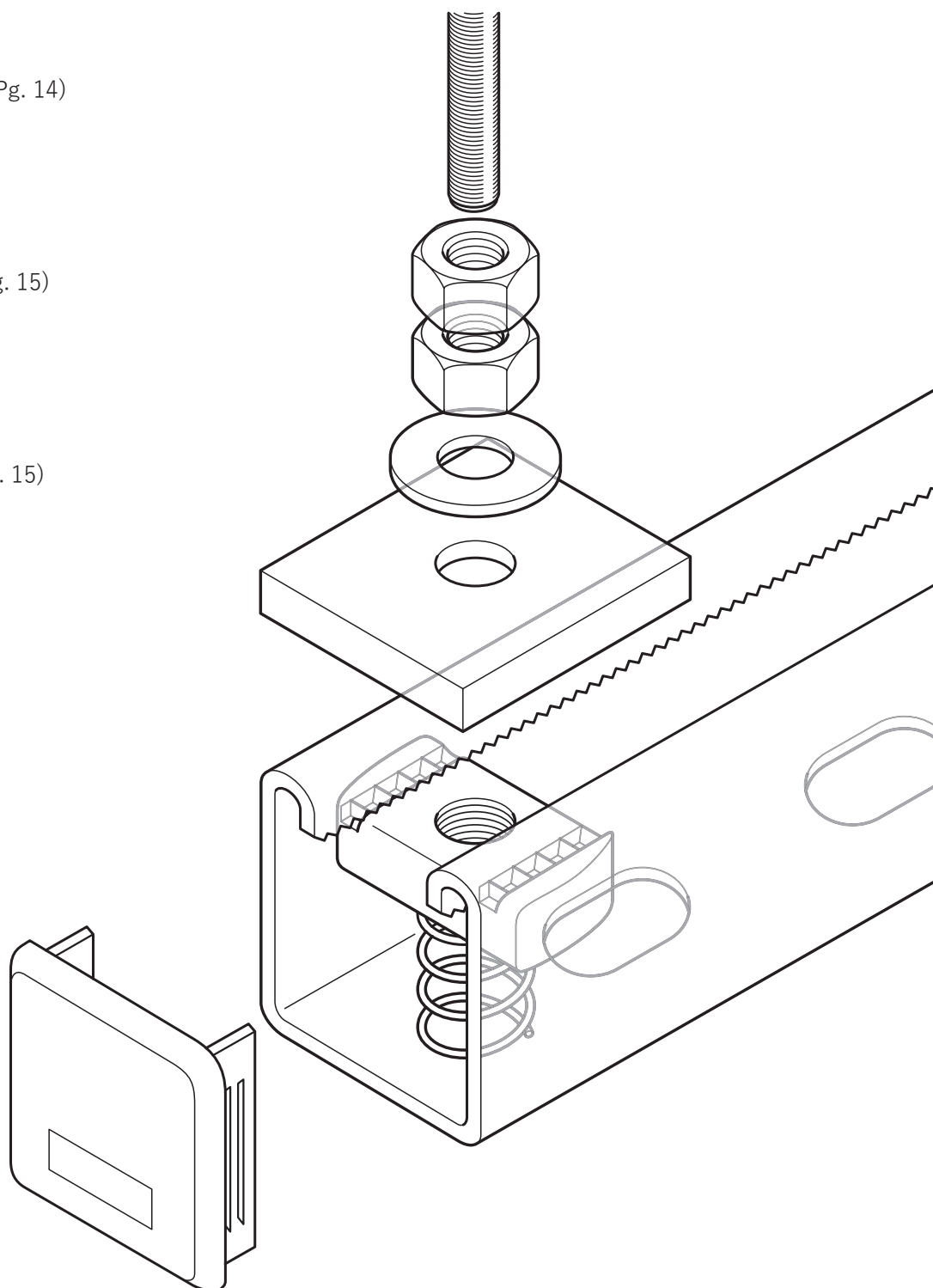


Diagram is a suggested example installation only
安裝示意圖僅供參考

Other Accessories - Spring Nut 其他配件 - 彈弓絲母

MATERIAL

Stainless Steel SS304 (S), SS316 (X),
Mild Steel Zinc Electroplated, Mild steel hot
dipped galvanized to BS729, ISO 1460 1461

原料

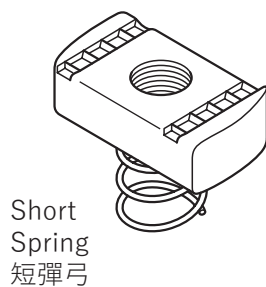

不銹鋼 SS304 (S), SS316 (X)
電鍍鋅鋼, 熱浸鋅鋼 (符合
BS729, ISO 1460 1461)

SIZE

3/8", M6, M8, M10, M12

尺寸

3/8", M6, M8, M10, M12



Thread Size 絲紋	Spring Length 彈弓長度	Set comes with screw: 套裝連螺絲:	Model Number (Zinc Electroplated) 型號 (電鍍鋅)
3/8"	36	-	SPN-L3
M6	36	M6x25 (圓頭 Pan Head)	SPN-L6
M8	36	M8x25 (圓頭 Pan Head)	SPN-L8
M10	36	M10x25 (六角 Hex head)	SPN-L10
M12	36	M12x25 (六角 Hex head)	SPN-L12
3/8"	16	-	SPN-S3
M6	16	M6x20 (圓頭 Pan Head)	SPN-S6
M8	16	M8x20 (圓頭 Pan Head)	SPN-S8
M10	16	M10x20 (六角 Hex head)	SPN-S10
M12	16	M12x20 (六角 Hex head)	SPN-S12
3/8"	0	-	SPN3
M6	0	-	SPN6
M8	0	-	SPN8
M10	0	-	SPN10
M12	0	-	SPN12

Threaded Rod 絲干

MATERIAL

Stainless Steel SS304 (S), SS316 (X),
Mild Steel Zinc Electroplated, Mild steel hot
dipped galvanized to BS729, ISO 1460 1461

原料

不銹鋼 SS304 (S), SS316 (X)
電鍍鋅鋼, 熱浸鋅鋼 (符合
BS729, ISO 1460 1461)

SIZE

3/8", M6, M8, M10, M12

尺寸

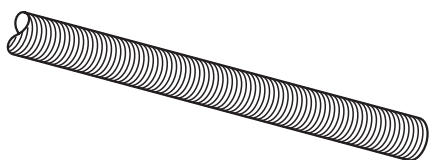
3/8", M6, M8, M10, M12

LENGTH

3m

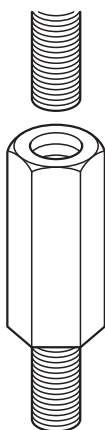
長度

3m

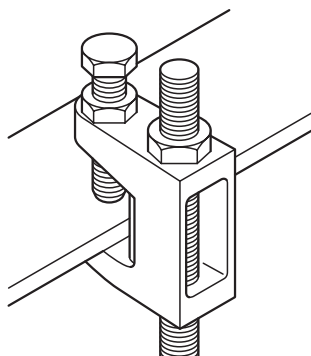


Thread Size 絲紋	Weight (g) 重量	Model Number (Electroplated) 型號 (電鍍鋅)
3/8"	1450	TRM3
M6	460	TRM6
M8	920	TRM8
M10	1450	TRM10
M12	2124	TRM12

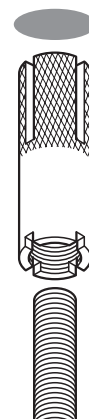
Other Threaded Rod accessories 其他絲干配件



Threaded Rod Coupler
絲干駁



Threaded Rod Clamp
工字夾



Drop-in Anchor
內迫式錨栓 / 睜爆 / 平爆

Hex Nut, Flat Washer, Screws 六角絲母, 平介, 螺絲

MATERIAL

Mild steel, Stainless Steel 304 / 316,
Hot dipped galvanised steel

原料

鋼, 不銹鋼 SS304 / SS316
熱浸鋅鋼

SIZE

3/8", M6, M8, M10, M12

尺寸

3/8", M6, M8, M10, M12

SCREW THREAD LENGTH

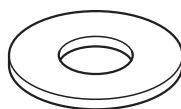
8 - 40mm

螺絲牙長度

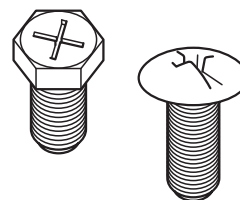
8 - 40mm



Hex Nut
六角絲母



Flat Washer
平介



Hex / Pan Head screw
六角 / 圓頭螺絲

End Cap 尾闔

COLOUR

Black / White / Grey

顏色

黑 / 白 / 灰

SIZE

21x41 / 41x41

尺寸

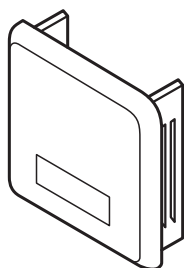
21x41 / 41x41

MATERIAL

Plastic / Stainless Steel

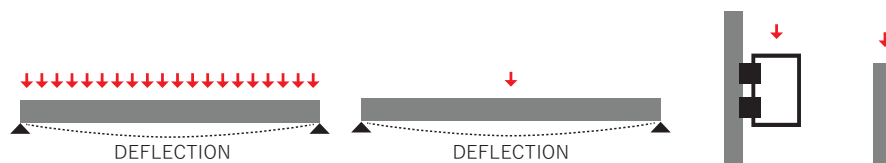
原料

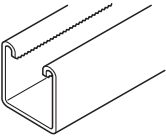
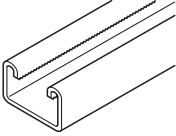
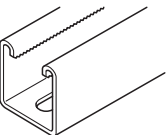
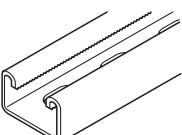
塑膠 / 不銹鋼



Size 尺寸	Model 型號
21x41	UEC21
41x41	UEC41

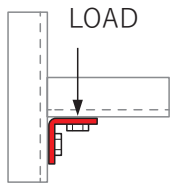
Appendix - Load Data 附錄 - 負荷數據



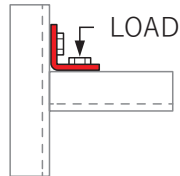
	Model	長度 Span (mm)	均勻分佈荷載 Max Uniform beam loading (kN)	相應彎度 Deflection at Uniform load (mm)	中央集中荷載 Max Concentrated load (kN)	相應彎度 Deflection at Concentrated load (mm)	支柱荷載 Eccentric Column Max allowable load at slot face (kN)	頂壓支柱荷載 Concentric Column Max allowable load (kN)
	UC41	610	6.8	1.2	3.4	1.0	14.8	37.7
		914	4.5	3.1	2.3	2.5	13.2	30.4
		1219	3.4	5.9	1.7	4.7	11.4	23.5
		1524	2.7	9.0	1.4	7.2	9.7	18.2
		1829	2.3	12.9	1.1	10.3	8.5	15.0
		2134	1.9	17.2	1.0	13.8	7.5	12.7
		2438	1.7	22.9	0.9	18.3	6.7	13.0
		2743	1.5	29.0	0.8	23.2	6.0	9.7
		3048	1.4	35.8	0.7	28.6	5.4	8.6
	UC21	610	2.3	2.9	1.1	2.3	9.8	29.1
		914	1.5	6.0	0.8	4.8	7.9	22.6
		1219	1.1	10.4	0.6	8.3	5.9	14.0
		1524	0.9	16.5	0.5	13.2	4.5	9.0
		1829	0.8	23.7	0.4	19.0	3.5	6.3
		2134	0.7	32.1	0.3	25.7	2.8	4.1
		2438	0.6	41.7	0.3	33.4	2.3	3.5
		2743	0.5	52.5	0.3	42.0	1.9	2.1
		3048	0.4	65.4	0.2	52.3	1.6	1.4
	UCH41	610	5.8	1.2	2.9	1.0	14.8	32.0
		914	3.9	3.1	1.9	2.5	13.2	25.9
		1219	2.9	5.9	1.5	4.7	11.4	19.9
		1524	2.3	9.0	1.1	7.2	9.7	15.5
		1829	1.9	12.9	1.0	10.3	8.5	12.7
		2134	1.6	17.2	0.8	13.8	7.5	10.8
		2438	1.4	22.9	0.7	18.3	6.7	11.1
		2743	1.3	29.0	0.7	23.2	6.0	8.2
		3048	1.1	35.8	0.6	28.6	5.4	7.3
	UCH21	610	2.0	2.9	1.0	2.3	9.8	24.7
		914	1.3	6.0	0.7	4.8	7.9	19.2
		1219	1.0	10.4	0.5	8.3	5.9	11.9
		1524	0.8	16.5	0.4	13.2	4.5	7.7
		1829	0.7	23.7	0.3	19.0	3.5	5.3
		2134	0.6	32.1	0.3	25.7	2.8	3.5
		2438	0.5	41.7	0.2	33.4	2.3	3.0
		2743	0.4	52.5	0.2	42.0	1.9	1.8
		3048	0.4	65.4	0.2	52.3	1.6	1.2

Data is for reference / approximation only, may change under different applications of product use
數據僅供參考，產品不同應用之下數據未必適用

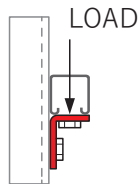
Appendix - Load Data (U Channel Fittings) 附錄 - 負荷數據 (U 槽配件)



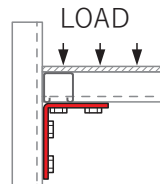
LH1026
5.7kN



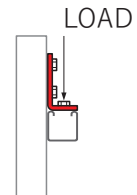
LH1026
3.7kN



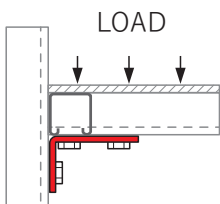
LH1068
1.9kN



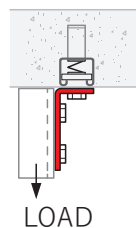
LH1325
7.6kN



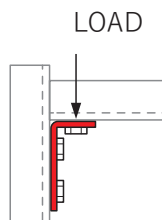
LH1326
10.1kN



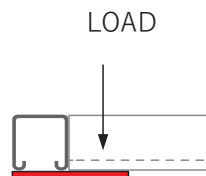
LH1326
5.7kN



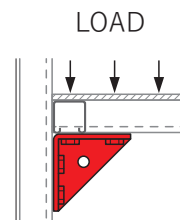
LH1326
4.5kN



LH1326
7.6kN



LH1065
3.7kN



LH1331 / 1332
11.3kN

Data is for reference / approximation only, may change under different applications of product use
數據僅供參考，產品不同應用之下數據未必適用

Notes (Blank) 記錄

Notes (Blank) 記錄

Hong Kong - Office + Warehouse 1

G/F, Unit B, Mai Luen Industrial Building,
23 - 31 Kung Yip St, Kwai Chung
Tel: + 852 2743 7827
Fax: +852 2785 7655
@: sale@likhung.com.hk

Hong Kong - Warehouse 2

3C, Mai Luen Industrial Building,
23 - 31 Kung Yip St, Kwai Chung

Mainland - Factory

Wei Xing Road, Yantian District,
Fenggang Town, China

香港 - 營業部 + 主倉

葵涌 工業街 23-31號
美聯工業大廈 B座地下
電話: +852 2743 7827
傳真: +852 2785 7655
@: sale@likhung.com.hk

香港 - 分倉

葵涌 工業街 23-31號
美聯工業大廈 3C

中國大陸 - 工廠

東莞力雄五金電器塑膠製品有限公司
鳳崗鎮 雁田管理區 圍興路

